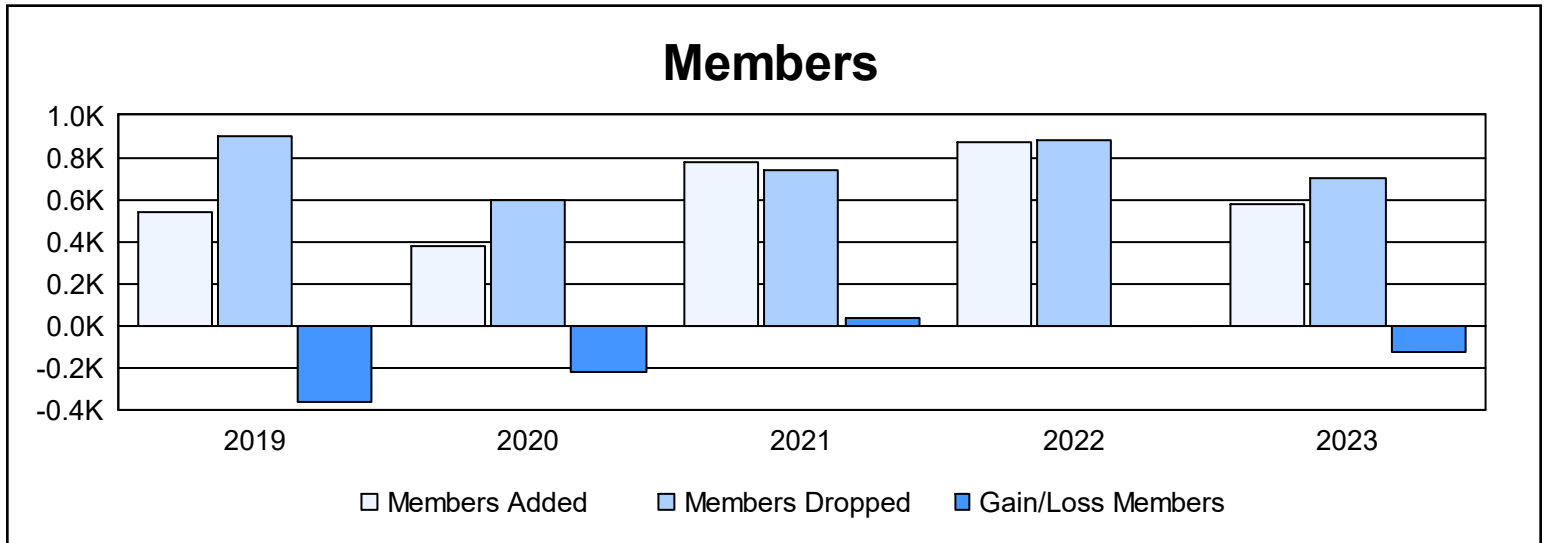
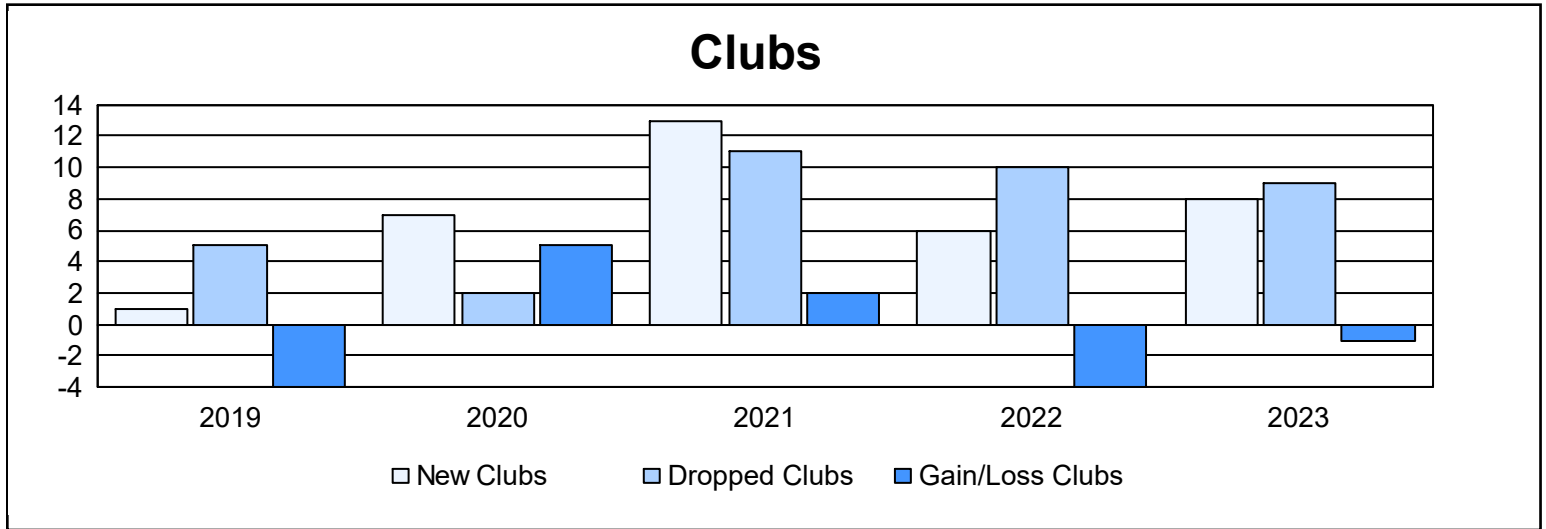
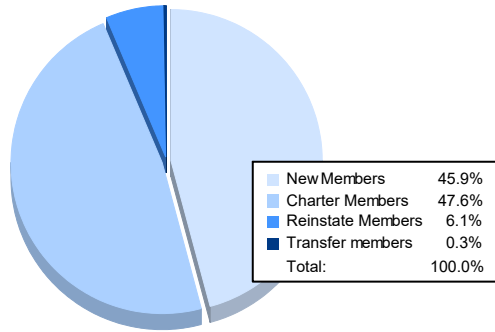


| Year | New Clubs | Dropped Clubs | Gain/ Loss Clubs | New Members | Charter Members | Reinstate Members | Transfer Members | Total Member Added | Total Members Dropped | Gain/ Loss Members |
|----------------|-----------|---------------|------------------|-------------|-----------------|-------------------|------------------|--------------------|-----------------------|--------------------|
| 2018-2019 | 1 | 5 | -4 | 204 | 140 | 192 | 0 | 536 | 899 | -363 |
| 2019-2020 | 7 | 2 | 5 | 158 | 169 | 48 | 4 | 379 | 599 | -220 |
| 2020-2021 | 13 | 11 | 2 | 262 | 373 | 110 | 30 | 775 | 737 | 38 |
| 2021-2022 | 6 | 10 | -4 | 382 | 339 | 147 | 6 | 874 | 879 | -5 |
| 2022-2023 | 8 | 9 | -1 | 263 | 273 | 35 | 2 | 573 | 697 | -124 |
| Average | 7 | 7 | 0 | 254 | 259 | 106 | 8 | 627 | 762 | -135 |



Membership Composition June 2023 Cumulative



Gender Composition June 2023 Cumulative

